



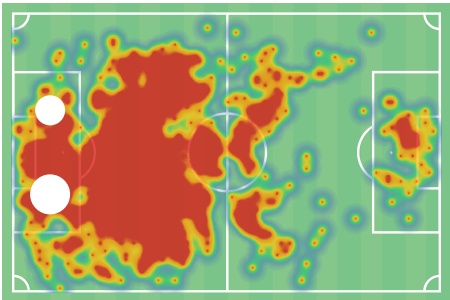


Lion City Sailors FC



Bailey Wright



Lion City Sailors FC





| | | |
|---|---|---|
| Age 31 28.07.1992 | Birth country  Australia | Passport country   Australia, England |
| Strong foot  Right | Height 184 cm | Weight 84 kg |











CAREER OVERVIEW









| 2024 | Team | Minutes played | Appearances / Starting lineup | Yellow / Red cards |
|--|--|----------------|-------------------------------|--------------------|
|  Community Shield |  Lion City Sailors FC | 96 | 1 / 1 | 0 / 0 |

| 2024/2025 | Team | Minutes played | Appearances / Starting lineup | Yellow / Red cards |
|--|--|----------------|-------------------------------|--------------------|
|  Premier League |  Lion City Sailors FC | 443 | 5 / 5 | 1 / 1 |







| 2023 | Team | Minutes played | Appearances / Starting lineup | Yellow / Red cards |
|--|--|----------------|-------------------------------|--------------------|
|  Premier League |  Lion City Sailors FC | 326 | 4 / 4 | 2 / 1 |
|  Cup |  Lion City Sailors FC | 307 | 4 / 3 | 0 / 0 |

| 2023/2024 | Team | Minutes played | Appearances / Starting lineup | Yellow / Red cards |
|--|--|----------------|-------------------------------|--------------------|
|  AFC Champions League Elite |  Lion City Sailors FC | 109 | 2 / 1 | 0 / 0 |







| 2022 Qatar | Team | Minutes played | Appearances / Starting lineup | Yellow / Red cards |
|--|---|----------------|-------------------------------|--------------------|
|  AFC World Cup Qualifiers |  Australia | 187 | 2 / 2 | 0 / 0 |
|  FIFA WC Qualification Intercontinental Play-offs |  Australia | 127 | 1 / 1 | 0 / 0 |
|  FIFA World Cup |  Australia | 23 | 1 | 0 / 0 |

| 2022/2023 | Team | Minutes played | Appearances / Starting lineup | Yellow / Red cards |
|---|--|----------------|-------------------------------|--------------------|
|  Championship |  Sunderland | 1220 | 14 / 6 | 2 / 0 |
|  Championship |  Rotherham United | 1220 | 7 / 5 | 0 / 0 |
|  Premier League 2 Division Two |  Sunderland U21 | 180 | 2 / 2 | 0 / 0 |
|  Carabao Cup |  Sunderland | 98 | 1 / 1 | 0 / 0 |







2021/2022

| | Team | Minutes played | Appearances / Starting lineup | Yellow / Red cards |
|---|--|----------------|-------------------------------|--------------------|
|  League One |  Sunderland | 3213 | 40 / 31 | 5 / 0 |
|  Carabao Cup |  Sunderland | 484 | 5 / 5 | 1 / 0 |
|  FA Cup |  Sunderland | 90 | 1 / 1 | 1 / 0 |





2020/2021

| | | | | |
|--|--|------|---------|-------|
|  League One |  Sunderland | 3379 | 35 / 35 | 5 / 0 |
|  Papa John's EFL Trophy |  Sunderland | 340 | 4 / 4 | 2 / 0 |
|  Carabao Cup |  Sunderland | 96 | 1 / 1 | 0 / 0 |





2019/2020

| | | | | |
|--|---|-----|-------|-------|
|  League One |  Sunderland | 476 | 5 / 5 | 0 / 0 |
|  Championship |  Bristol City | 185 | 3 / 3 | 0 / 0 |
|  Carabao Cup |  Bristol City | 96 | 1 / 1 | 0 / 0 |





2018/2019

| | | | | |
|--|--|-----|---------|-------|
|  Championship |  Bristol City | 914 | 12 / 10 | 2 / 0 |
|  FA Cup |  Bristol City | 270 | 3 / 3 | 1 / 0 |

2018 Russia

| | | | | |
|---|---|-----|---------|-------|
|  AFC World Cup Qualifiers |  Australia | 907 | 10 / 10 | 3 / 0 |
|  FIFA FIFA WC Qualification Intercontinental Play-offs |  Australia | 191 | 2 / 2 | 0 / 0 |





2017/2018

| | | | | |
|--|--|------|---------|-------|
|  Championship |  Bristol City | 3476 | 36 / 36 | 7 / 0 |
|  Carabao Cup |  Bristol City | 90 | 1 / 1 | 0 / 0 |





2017 Russia

| | | | | |
|--|---|-----|-------|-------|
|  Confederations Cup |  Australia | 213 | 3 / 2 | 1 / 0 |
|--|---|-----|-------|-------|

2016/2017

| | | Team | Minutes played | Appearances / Starting lineup | Yellow / Red cards |
|---|--------------|--|----------------|-------------------------------|--------------------|
|  | Championship |  Bristol City | 3810 | 21 / 21 | 3 / 0 |
|  | FA Cup |  Bristol City | 274 | 3 / 3 | 0 / 0 |

2015/2016

| | | | | | |
|---|--------------|---|------|---------|--------|
|  | Championship |  Preston North End | 3545 | 38 / 38 | 12 / 2 |
|  | Carabao Cup |  Preston North End | 263 | 3 / 3 | 0 / 0 |

2014/2015

| | | | | | |
|---|-------------|---|------|---------|-------|
|  | League One |  Preston North End | 2618 | 30 / 30 | 4 / 0 |
|  | FA Cup |  Preston North End | 165 | 2 / 2 | 0 / 0 |
|  | Carabao Cup |  Preston North End | 90 | 1 / 1 | 0 / 0 |





2013/2014

| | | | | | |
|---|-------------|---|------|---------|--------|
|  | League One |  Preston North End | 4050 | 45 / 45 | 10 / 0 |
|  | FA Cup |  Preston North End | 270 | 4 / 3 | 1 / 0 |
|  | Carabao Cup |  Preston North End | 180 | 2 / 2 | 0 / 0 |





2012/2013

| | | | | | |
|---|------------------------|---|------|---------|-------|
|  | League One |  Preston North End | 3080 | 38 / 37 | 7 / 1 |
|  | Papa John's EFL Trophy |  Preston North End | 180 | 2 / 2 | 0 / 0 |
|  | Carabao Cup |  Preston North End | 90 | 1 / 1 | 0 / 0 |

2011/2012

| | | | | | |
|---|-------------|---|------|---------|-------|
|  | League One |  Preston North End | 1022 | 13 / 11 | 2 / 0 |
|  | Carabao Cup |  Preston North End | 90 | 1 / 1 | 1 / 0 |

2010/2011

| | | | | | |
|---|--------------|---|-----|-------|-------|
|  | Carabao Cup |  Preston North End | 164 | 2 / 1 | 1 / 0 |
|  | Championship |  Preston North End | 73 | 2 | 0 / 0 |

Recoveries

↓ Avg. per 90

| | | | |
|----|--------------|-----------------------|------|
| 1 | E. Brunčević | Hougang United | 13.4 |
| 16 | A. Hakeem | Balestier Khalsa | 8.94 |
| 17 | R. Hayek | Young Lions | 8.88 |
| 18 | Syed Akmal | Tanjong Pagar | 8.37 |
| 19 | B. Wright | Lion City Sailors FC | 8.33 |
| 20 | T. Datković | Lion City Sailors FC | 8.33 |
| 21 | R. Sakuma | Geylang International | 7.38 |
| 22 | Kieran Teo | Young Lions | 7.16 |

Defensive duels

↓ Avg. per 90

Success, %

| | | | | |
|----|--------------|-----------------------|------|-------|
| 1 | J. Emaviwe | Balestier Khalsa | 7.91 | 70 |
| 16 | J. Kobayashi | Young Lions | 4.08 | 81.25 |
| 17 | K. Kawachi | Albirex Niigata S | 4.07 | 59.09 |
| 18 | K. Hariya | Geylang International | 3.64 | 71.43 |
| 19 | B. Wright | Lion City Sailors FC | 3.25 | 75 |
| 20 | R. Hayek | Young Lions | 3.23 | 50 |
| 21 | A. Adli | Tampines Rovers | 3.11 | 66.67 |
| 22 | R. Sakuma | Geylang International | 3 | 84.62 |

Offensive duels

↓ Avg. per 90

Success, %

| | | | | |
|----|--------------|-----------------------|------|-------|
| 1 | D. Bin Azman | Hougang United | 3.43 | 7.69 |
| 9 | K. Hariya | Geylang International | 1.56 | 25 |
| 10 | Kieran Teo | Young Lions | 1.43 | 37.5 |
| 11 | S. Saberín | Tanjong Pagar | 1.42 | 100 |
| 12 | B. Wright | Lion City Sailors FC | 1.42 | 85.71 |
| 13 | F. Hasić | Hougang United | 1.25 | 62.5 |
| 14 | E. Brunčević | Hougang United | 1.22 | 25 |
| 15 | A. Hakeem | Balestier Khalsa | 1.12 | 50 |

Passes

↓ Avg. per 90

Accuracy, %

| | | | | |
|----|--------------|-----------------------|-------|-------|
| 1 | S. Yamashita | Tampines Rovers | 68.37 | 93.81 |
| 6 | K. Hariya | Geylang International | 54.16 | 93.53 |
| 7 | K. Kawachi | Albirex Niigata S | 50.82 | 86.91 |
| 8 | R. Sakuma | Geylang International | 50.54 | 91.78 |
| 9 | B. Wright | Lion City Sailors FC | 47.95 | 90.68 |
| 10 | F. Hasić | Hougang United | 45.62 | 83.62 |
| 11 | T. Salamat | Balestier Khalsa | 44.16 | 86.31 |
| 12 | R. Hayek | Young Lions | 43.99 | 90.83 |

Counterpressing recoveries

↓ Avg. per 90

| | | | |
|----|--------------|----------------------|------|
| 1 | M. Mohana | Balestier Khalsa | 4.58 |
| 23 | S. Saberín | Tanjong Pagar | 2.13 |
| 24 | T. Talipov | Tanjong Pagar | 1.82 |
| 25 | D. Bin Azman | Hougang United | 1.58 |
| 26 | B. Wright | Lion City Sailors FC | 1.42 |

Aerial duels

↓ Avg. per 90

Success, %

| | | | | |
|----|------------------|----------------------|------|-------|
| 1 | M. Mohana | Balestier Khalsa | 5.5 | 44.44 |
| 18 | F. Hasić | Hougang United | 2.49 | 62.5 |
| 19 | D. Bin Azman | Hougang United | 2.38 | 33.33 |
| 20 | Syed Akmal | Tanjong Pagar | 2.09 | 50 |
| 21 | B. Wright | Lion City Sailors FC | 2.03 | 40 |
| 22 | Y. Indera Putera | DPMM FC | 1.99 | 45.45 |
| 23 | T. Salamat | Balestier Khalsa | 1.68 | 70 |
| 24 | T. Talipov | Tanjong Pagar | 1.56 | 50 |

Dribbles

↓ Avg. per 90

Success, %

| | | | | |
|----|--------------|-----------------------|------|-----|
| 1 | M. Zlatković | Tampines Rovers | 1.54 | 70 |
| 13 | E. Brunčević | Hougang United | 0.3 | 50 |
| 14 | A. Adli | Tampines Rovers | 0.26 | 100 |
| 15 | K. Hariya | Geylang International | 0.26 | 50 |
| 16 | B. Wright | Lion City Sailors FC | 0.2 | 100 |
| 17 | M. Mohana | Balestier Khalsa | 0.15 | 100 |
| 18 | T. Datković | Lion City Sailors FC | 0.15 | 0 |
| 19 | P. Flottmann | DPMM FC | 0 | 0 |

Average pass length, m

↓ Total

| | | | |
|---|--------------|----------------------|-------|
| 1 | T. Talipov | Tanjong Pagar | 32.9 |
| 2 | A. Hakeem | Balestier Khalsa | 25.06 |
| 3 | S. Mikuni | Albirex Niigata S | 24.55 |
| 4 | B. Wright | Lion City Sailors FC | 24.03 |
| 5 | J. Kobayashi | Young Lions | 23.89 |
| 6 | Syed Akmal | Tanjong Pagar | 23.89 |
| 7 | K. Kawachi | Albirex Niigata S | 23.42 |
| 8 | F. Hasić | Hougang United | 23.08 |

| Progressive runs | | ↓ Avg. per 90 | Avg. progression, m |
|------------------|---------------------------------|---------------|---------------------|
| 1 | A. Adli Tampines Rovers | 1.82 | 84.48 |
| 13 | Hanif Hamir DPMM FC | 0.29 | 40.1 |
| 14 | K. Hariya Geylang International | 0.26 | 57.1 |
| 15 | R. Sakuma Geylang International | 0.23 | 47.71 |
| 16 | B. Wright Lion City Sailors FC | 0.2 | 44.45 |
| 17 | P. Malumandsoko Tanjong Pagar | 0.19 | 55.14 |
| 18 | Y. Indera Putera DPMM FC | 0.18 | 34.45 |
| 19 | Syed Akmal Tanjong Pagar | 0.17 | 45.43 |

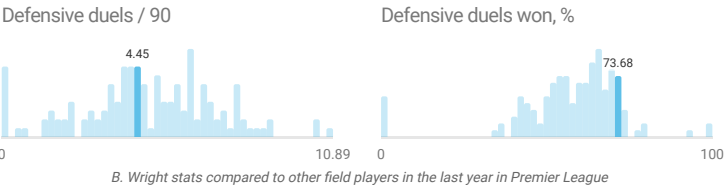
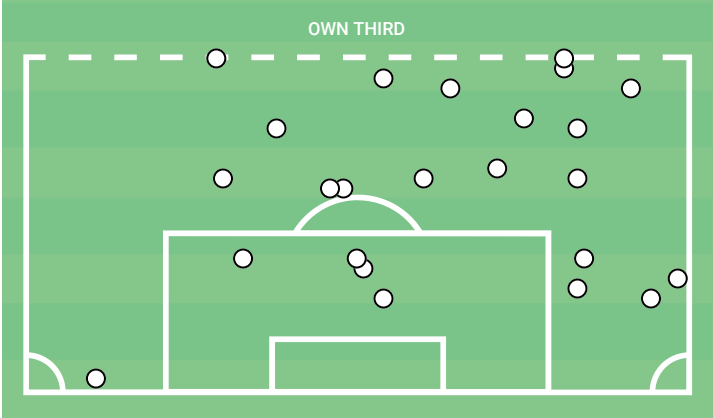
| Deep completions | | ↓ Avg. per 90 |
|------------------|---------------------------------|---------------|
| 1 | M. Zlatković Tampines Rovers | 1.39 |
| 19 | D. Bin Azman Hougang United | 0 |
| 20 | S. Saberin Tanjong Pagar | 0 |
| 21 | Syed Akmal Tanjong Pagar | 0 |
| 22 | B. Wright Lion City Sailors FC | 0 |
| 23 | K. Hariya Geylang International | 0 |
| 24 | A. Hakeem Balestier Khalsa | 0 |
| 25 | Y. Indera Putera DPMM FC | 0 |

| Progressive passes | | ↓ Avg. per 90 | Avg. progression, m |
|--------------------|---------------------------------|---------------|---------------------|
| 1 | A. Adli Tampines Rovers | 14.27 | 462.53 |
| 7 | J. Emaviwe Balestier Khalsa | 9.49 | 330.44 |
| 8 | T. Talipov Tanjong Pagar | 9.34 | 343.78 |
| 9 | K. Hariya Geylang International | 9.22 | 448.01 |
| 10 | B. Wright Lion City Sailors FC | 8.94 | 395.63 |
| 11 | S. Yamashita Tampines Rovers | 8.77 | 504.41 |
| 12 | J. Kobayashi Young Lions | 8.29 | 323.75 |
| 13 | F. Hasić Hougang United | 8.1 | 322.79 |

| Deep completed crosses | | ↓ Avg. per 90 |
|------------------------|----------------------------------|---------------|
| 1 | T. Salamat Balestier Khalsa | 0.5 |
| 3 | Kieran Teo Young Lions | 0.36 |
| 4 | T. Datković Lion City Sailors FC | 0.3 |
| 5 | Hanif Hamir DPMM FC | 0.29 |
| 6 | B. Wright Lion City Sailors FC | 0.2 |
| 7 | S. Mikuni Albirex Niigata S | 0.15 |
| 8 | R. Hayek Young Lions | 0 |
| 9 | A. Adli Tampines Rovers | 0 |

Won defensive duels in own third

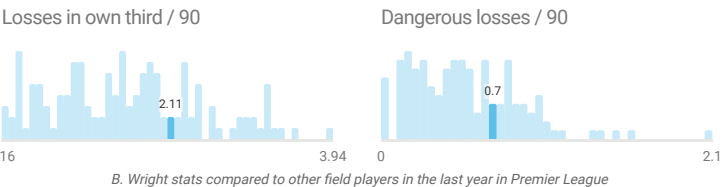
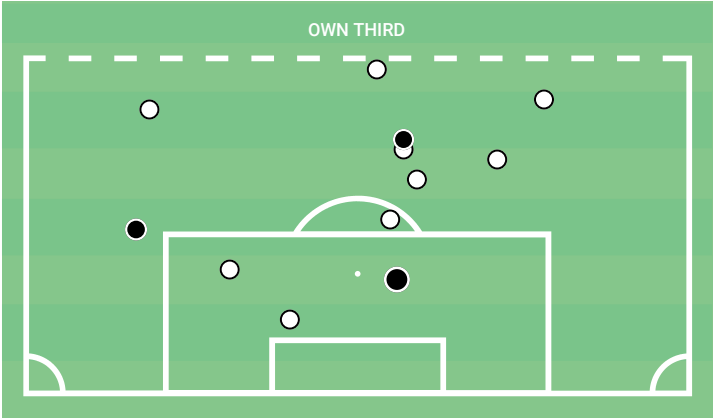
○ Defensive duel ■ Interception ◆ Sliding tackle



| Zone | Won duels | Interceptions | Sliding tackles |
|--------------|-----------|---------------|-----------------|
| Zone 14 | 10 | 0 | 0 |
| Right flank | 9 | 0 | 0 |
| Penalty area | 4 | 0 | 0 |
| Left flank | 1 | 0 | 0 |
| Total | 24 | 0 | 0 |

Lost defensive duels in own third

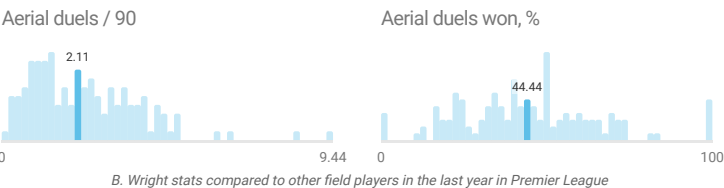
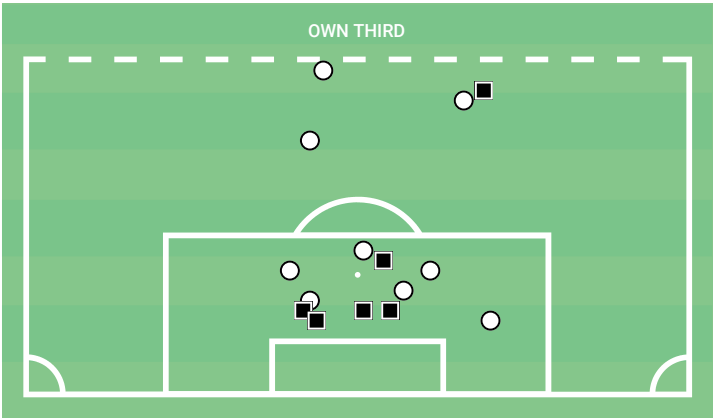
○ Duel ● With shot ◆ Goal □ Foul ■ Yellow card ■ Red card



| Zone | Lost duels | Shots after / on target | xG | Goals after |
|--------------|------------|-------------------------|------|-------------|
| Zone 14 | 7 | 1 / 1 | 0.06 | - |
| Penalty area | 3 | 1 / 0 | 0.30 | - |
| Left flank | 2 | 1 / 1 | 0.10 | - |
| Total | 12 | 3 / 2 | 0.46 | - |

Aerial duels in own third

○ Won ■ Lost

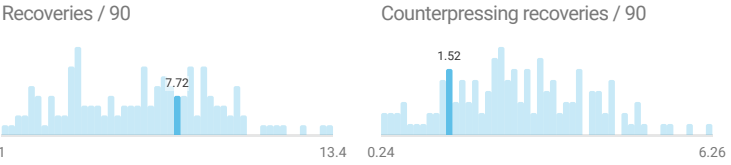
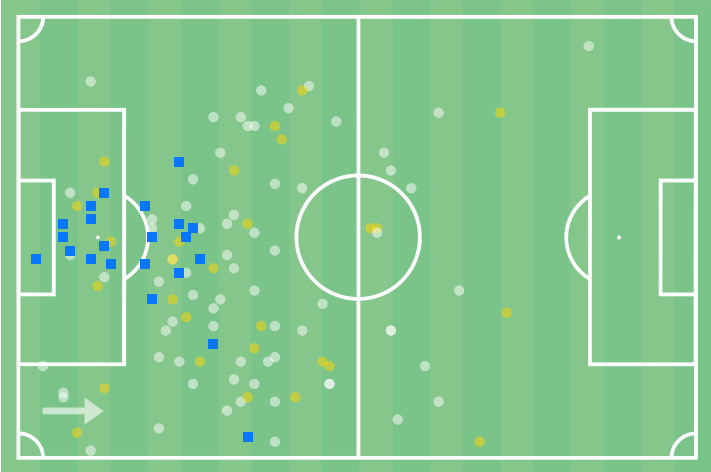


| Zone | Duels / won |
|--------------|--------------|
| Penalty area | 11 / 6 54.5% |
| Zone 14 | 4 / 3 75% |
| Total | 15 / 9 60% |



Recoveries

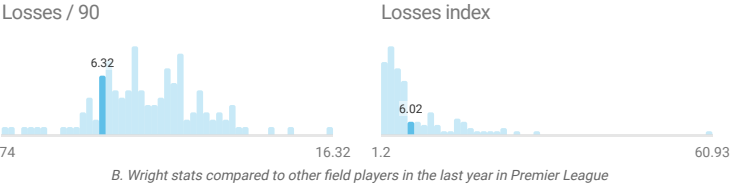
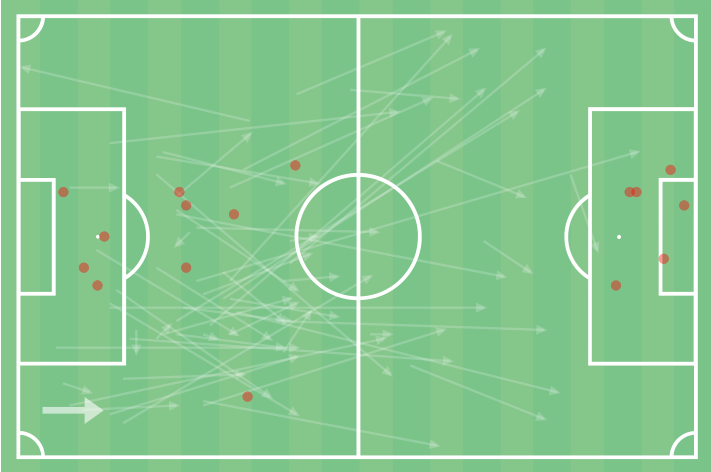
● Positioning ● Counterpressing ■ Interception



| Third | Recoveries | Counterpressing | Interceptions | Sliding tackles |
|---------------|------------|-----------------|---------------|-----------------|
| Own third | 72 | 21 | 21 | 0 |
| Central third | 45 | 12 | 1 | 0 |
| Final third | 4 | 3 | 0 | 0 |
| Total | 121 | 36 | 22 | 0 |

Losses

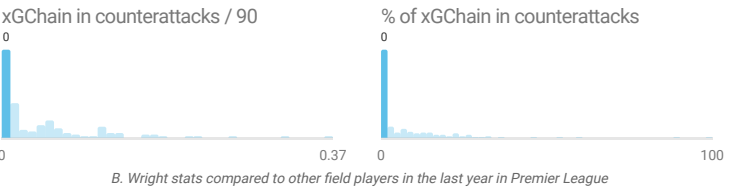
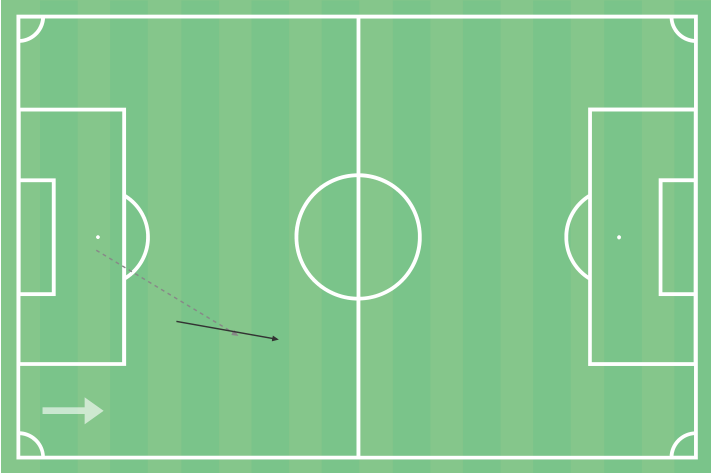
— Inaccurate pass ● Lost duel



| Third | Losses |
|---------------|--------|
| Own third | 51 |
| Central third | 13 |
| Final third | 8 |
| Total | 72 |

Actions in counterattacks

— Accurate pass - - Inaccurate pass

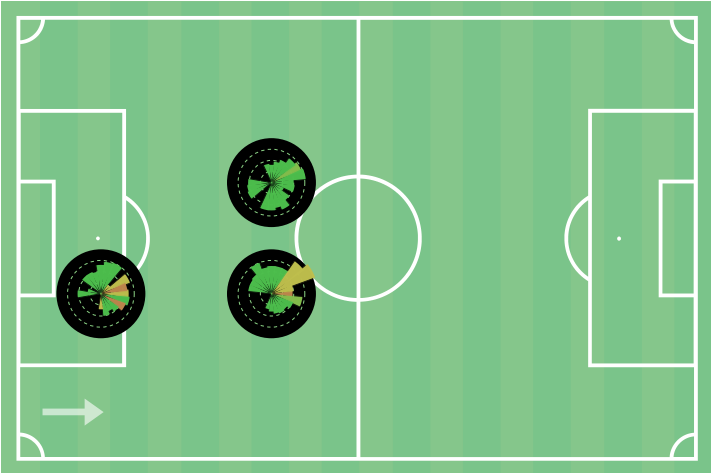




Passing in key areas

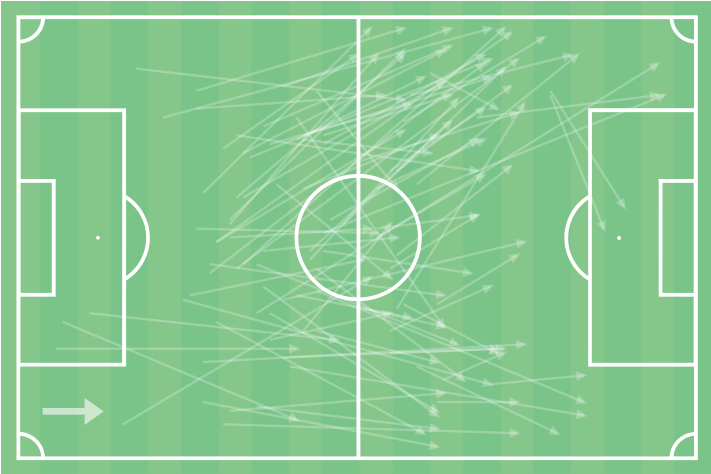
Rays show directions and average pass length for zones with more than 10% of all passes

● Accuracy 0-50% ● 50-70% ● 70-80% ● 80-90% ● 90-100%



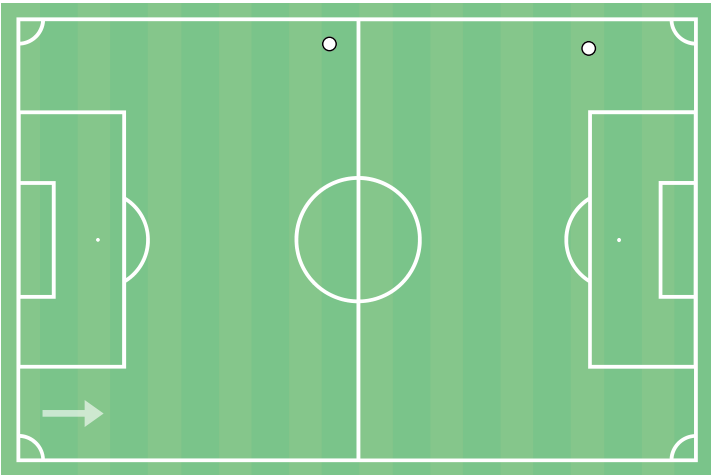
Ball progression

— Progressive pass — Progressive run

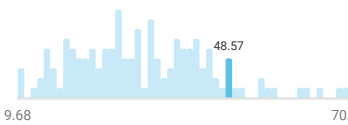


Dribbles

○ Kept possession



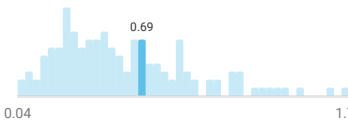
Passes / 90



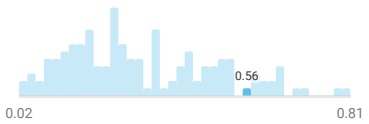
Pass accuracy, %



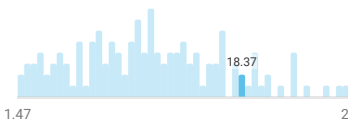
xGChain / 90



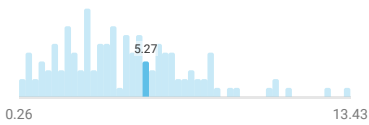
xGBuildup / 90



Forward passes / 90



Passes to final third / 90

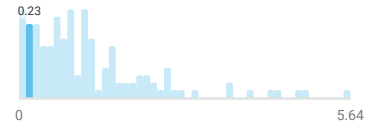


B. Wright stats compared to other field players in the last year in Premier League

Progressive passes / 90



Progressive runs / 90



B. Wright stats compared to other field players in the last year in Premier League

| Distance | Prog. passes / accurate |
|----------|-------------------------|
| 0-20m | 36 / 18 50% |
| 20-30m | 34 / 28 82.4% |
| 30-40m | 28 / 26 92.9% |
| 40m+ | 17 / 15 88.2% |
| Total | 115 / 87 75.7% |

| Events after prog. runs | |
|-------------------------|------|
| Loss | 100% |

Dribbles / 90



Successful dribbles / 90



B. Wright stats compared to other field players in the last year in Premier League

| Opponent position | Dribbles / kept possession | Shots after / on target | xG | Goals after |
|-------------------|----------------------------|-------------------------|----|-------------|
| CMF | 1 / 100% | - | - | - |
| AMF | 1 / 100% | - | - | - |
| Total | 2 / 2 100% | - | - | - |



| Match | Minutes played | Total actions / successful | Goals | Assists | Shots / on target | xG | Passes / accurate | Crosses / accurate | Dribbles / successful | Duels / won | Aerial duels / won | Yellow / Red cards |
|---|----------------|----------------------------|-------|---------|-------------------|------|-------------------|--------------------|-----------------------|---------------|--------------------|--------------------|
| Lion City Sailors FC - Tanjong Pagar 3:0 07.07.2024 | 97 | 66 / 55 83.3% | 1 | - | 1 / 1 100% | 0.05 | 50 / 45 90% | 1 / 1 100% | 1 / 1 100% | 9 / 8 88.9% | 3 / 3 100% | - |
| Geylang International - Lion City Sailors FC 1:1 28.06.2024 | 98 | 83 / 61 73.5% | - | - | 2 / 1 50% | 0.17 | 56 / 51 91.1% | - | - | 15 / 9 60% | 1 / 0 0% | 1 / 0 |
| Lion City Sailors FC - Albirex Niigata S 7:1 23.06.2024 | 96 | 53 / 42 79.2% | 1 | - | 1 / 1 100% | 0.09 | 43 / 38 88.4% | - | - | 6 / 3 50% | 2 / 0 0% | - |
| Lion City Sailors FC - Young Lions 3:1 18.05.2024 | 53 | 32 / 25 78.1% | - | - | - | - | 25 / 22 88% | - | - | 4 / 2 50% | 2 / 1 50% | - |
| Hougang United - Lion City Sailors FC 1:4 10.05.2024 | 99 | 75 / 63 84% | - | - | - | - | 62 / 58 93.5% | - | - | 10 / 5 50% | 2 / 0 0% | - |
| Albirex Niigata S - Lion City Sailors FC 0:2 04.05.2024 | 96 | 67 / 47 70.1% | - | - | - | - | 45 / 38 84.4% | - | - | 15 / 8 53.3% | 6 / 4 66.7% | - |
| Lion City Sailors FC - Kitchee 0:2 13.12.2023 | 98 | 84 / 62 73.8% | - | - | 2 / 1 50% | 0.17 | 57 / 52 91.2% | - | - | 15 / 8 53.3% | 4 / 2 50% | - |
| Lion City Sailors FC - Hougang United 3:1 09.12.2023 | 98 | 57 / 45 78.9% | - | - | 1 / 0 0% | 0.45 | 41 / 39 95.1% | - | - | 6 / 4 66.7% | - | - |
| Lion City Sailors FC - Tampines Rovers 3:0 06.12.2023 | 95 | 45 / 38 84.4% | - | - | - | - | 36 / 34 94.4% | - | - | 5 / 2 40% | 3 / 0 0% | - |
| Tampines Rovers - Lion City Sailors FC 3:3 03.12.2023 | 103 | 55 / 34 61.8% | 1 | - | 1 / 1 100% | 0.22 | 25 / 22 88% | - | - | 18 / 11 61.1% | 3 / 2 66.7% | - |
| Bangkok United - Lion City Sailors FC 1:0 29.11.2023 | 11 | 10 / 9 90% | - | - | - | - | 8 / 8 100% | - | - | 1 / 1 100% | - | - |
| Lion City Sailors FC - Tanjong Pagar 4:1 21.10.2023 | 11 | 3 / 3 100% | - | - | 1 / 1 100% | 0.01 | 1 / 1 100% | - | - | 1 / 1 100% | 1 / 1 100% | - |
| Hougang United - Lion City Sailors FC 2:8 13.08.2023 | 94 | 83 / 70 84.3% | - | - | - | - | 65 / 61 93.8% | 2 / 1 50% | - | 10 / 8 80% | 3 / 2 66.7% | - |
| Tampines Rovers - Lion City Sailors FC 2:5 04.08.2023 | 98 | 45 / 33 73.3% | - | - | - | - | 28 / 25 89.3% | - | 1 / 1 100% | 11 / 8 72.7% | 2 / 1 50% | 1 / 0 |
| Lion City Sailors FC - Balestier Khalsa 5:2 31.07.2023 | 102 | 90 / 78 86.7% | 2 | - | 3 / 2 66.7% | 0.83 | 73 / 70 95.9% | - | - | 9 / 5 55.6% | 2 / 1 50% | 1 / 0 |
| Lion City Sailors FC - Tottenham Hotspur 1:5 26.07.2023 | 49 | 19 / 10 52.6% | - | - | 1 / 0 0% | 0.01 | 7 / 5 71.4% | - | - | 7 / 4 57.1% | 3 / 1 33.3% | - |
| Lion City Sailors FC - DPMM FC 1:3 11.07.2023 | 32 | 24 / 16 66.7% | - | - | - | - | 13 / 12 92.3% | - | - | 7 / 3 42.9% | 1 / 0 0% | - |
| Rotherham United - West Bromwich Albion 3:1 07.04.2023 | 25 | 21 / 14 66.7% | - | - | - | - | 11 / 9 81.8% | - | - | 8 / 5 62.5% | 2 / 2 100% | - |
| Hull City - Rotherham United 0:0 01.04.2023 | 102 | 37 / 21 56.8% | - | - | - | - | 22 / 16 72.7% | - | - | 9 / 5 55.6% | 3 / 2 66.7% | - |
| Australia - Ecuador 1:2 28.03.2023 | 98 | 69 / 54 78.3% | - | - | - | - | 48 / 41 85.4% | - | - | 18 / 12 66.7% | 9 / 5 55.6% | - |
| Rotherham United - Queens Park Rangers 3:1 04.03.2023 | 98 | 75 / 31 41.3% | - | - | - | - | 29 / 14 48.3% | - | - | 31 / 16 51.6% | 14 / 8 57.1% | - |
| Swansea City - Rotherham United 1:1 27.02.2023 | 97 | 61 / 45 73.8% | - | - | - | - | 48 / 38 79.2% | - | - | 9 / 7 77.8% | 3 / 2 66.7% | - |
| Rotherham United - Coventry City 0:2 18.02.2023 | 20 | 12 / 10 83.3% | - | - | - | - | 6 / 5 83.3% | - | - | 5 / 4 80% | 3 / 2 66.7% | - |
| Reading - Rotherham United 2:1 14.02.2023 | 101 | 40 / 27 67.5% | - | - | - | - | 19 / 14 73.7% | - | - | 20 / 13 65% | 9 / 3 33.3% | - |
| Rotherham United - Sheffield United 0:0 04.02.2023 | 4 | 1 / 0 0% | - | - | - | - | - | - | - | 1 / 0 0% | 1 / 0 0% | - |
| Sunderland - Middlesbrough 2:0 22.01.2023 | 25 | 30 / 26 86.7% | - | - | - | - | 25 / 22 88% | - | - | 4 / 4 100% | - | - |
| Shrewsbury Town - Sunderland 1:2 07.01.2023 | 97 | 88 / 74 84.1% | - | - | - | - | 69 / 61 88.4% | - | 1 / 0 0% | 17 / 12 70.6% | 7 / 4 57.1% | - |
| Blackpool - Sunderland 1:1 01.01.2023 | 99 | 61 / 49 80.3% | - | - | - | - | 38 / 34 89.5% | - | - | 19 / 14 73.7% | 4 / 2 50% | - |
| Wigan Athletic - Sunderland 1:4 29.12.2022 | 95 | 65 / 52 80% | - | - | - | - | 50 / 42 84% | - | - | 13 / 9 69.2% | 6 / 3 50% | - |
| Sunderland - Blackburn Rovers 2:1 26.12.2022 | 17 | 8 / 6 75% | - | - | - | - | 3 / 3 100% | - | - | 4 / 3 75% | 2 / 1 50% | - |
| Australia - Denmark 1:0 30.11.2022 | 23 | 11 / 6 54.5% | - | - | - | - | 3 / 1 33.3% | - | - | 7 / 5 71.4% | 4 / 2 50% | - |
| Birmingham City - Sunderland 1:2 11.11.2022 | 101 | 55 / 32 58.2% | - | - | - | - | 27 / 23 85.2% | - | - | 21 / 8 38.1% | 8 / 4 50% | - |
| Sunderland - Cardiff City 0:1 05.11.2022 | 97 | 87 / 61 70.1% | - | - | - | - | 60 / 50 83.3% | - | - | 17 / 9 52.9% | 5 / 2 40% | - |
| Huddersfield Town - Sunderland 0:2 02.11.2022 | 100 | 86 / 69 80.2% | - | - | - | - | 69 / 59 85.5% | - | - | 11 / 10 90.9% | 5 / 4 80% | - |
| Luton Town - Sunderland 1:1 29.10.2022 | 99 | 73 / 54 74% | - | - | - | - | 43 / 38 88.4% | - | - | 25 / 13 52% | 14 / 5 35.7% | - |
| Sunderland - Wigan Athletic 2:1 15.10.2022 | 5 | - | - | - | - | - | - | - | - | - | - | - |
| Middlesbrough - Sunderland 1:0 05.09.2022 | 22 | 20 / 16 80% | - | - | - | - | 17 / 15 88.2% | - | - | 3 / 1 33.3% | 1 / 0 0% | - |
| Sunderland - Rotherham United 3:0 31.08.2022 | 11 | 12 / 12 100% | - | - | - | - | 11 / 11 100% | - | - | 1 / 1 100% | - | - |
| Stoke City - Sunderland 0:1 20.08.2022 | 50 | 34 / 25 73.5% | - | - | - | - | 15 / 13 86.7% | - | - | 17 / 12 70.6% | 7 / 5 71.4% | 1 / 0 |
| Sheffield United - Sunderland 2:1 17.08.2022 | 45 | 28 / 16 57.1% | - | - | - | - | 10 / 7 70% | 1 / 0 0% | - | 10 / 7 70% | 3 / 3 100% | 1 / 0 |
| Sunderland - Queens Park Rangers 2:2 13.08.2022 | 7 | 3 / 1 33.3% | - | - | - | - | 1 / 1 100% | - | - | 1 / 0 0% | 1 / 0 0% | - |
| Sheffield Wednesday - Sunderland 2:0 10.08.2022 | 98 | 96 / 81 84.4% | - | - | - | - | 83 / 72 86.7% | - | 1 / 0 0% | 11 / 8 72.7% | 2 / 1 50% | - |
| Australia - Peru (P) 0:0 13.06.2022 | 127 | 134 / 114 85.1% | - | - | - | - | 111 / 102 91.9% | - | - | 13 / 8 61.5% | 5 / 3 60% | - |
| UAE - Australia 1:2 07.06.2022 | 93 | 81 / 67 82.7% | - | - | 1 / 1 100% | 0.04 | 63 / 60 95.2% | - | 1 / 1 100% | 13 / 5 38.5% | 6 / 2 33.3% | - |
| Australia - Jordan 2:1 01.06.2022 | 96 | 104 / 88 84.6% | 1 | - | 2 / 2 100% | 0.36 | 85 / 72 84.7% | - | - | 16 / 14 87.5% | 5 / 5 100% | - |
| Sunderland - Wycombe Wanderers 2:0 21.05.2022 | 96 | 55 / 37 67.3% | - | - | 1 / 0 0% | 0.14 | 28 / 20 71.4% | - | - | 23 / 17 73.9% | 15 / 14 93.3% | - |
| Sheffield Wednesday - Sunderland 1:1 09.05.2022 | 105 | 61 / 46 75.4% | - | - | - | - | 37 / 29 78.4% | - | - | 19 / 16 84.2% | 10 / 7 70% | - |
| Sunderland - Sheffield Wednesday 1:0 06.05.2022 | 98 | 106 / 81 76.4% | - | - | - | - | 72 / 59 81.9% | - | - | 29 / 21 72.4% | 12 / 8 66.7% | - |
| Morecambe - Sunderland 0:1 30.04.2022 | 99 | 86 / 64 74.4% | - | - | - | - | 52 / 41 78.8% | - | 1 / 0 0% | 27 / 20 74.1% | 4 / 2 50% | - |
| Sunderland - Rotherham United 1:1 26.04.2022 | 99 | 83 / 62 74.7% | - | - | - | - | 60 / 51 85% | - | - | 17 / 10 58.8% | 4 / 2 50% | - |

XG (EXPECTED GOALS)

A metric that assigns to every shot a probability (based on historical stats) of how likely it is to score from the position, type of assist, preceding events etc. A modern metric that allows to study the results of the matches with more stress on predictability of moments creation and less on pure luck.

XA (EXPECTED ASSISTS)

xA value for a pass is a value of expected goals (xG) or the shot that this pass led to.

ATTACK CONTRIBUTION (XGCHAIN)

A metric that assigns the xG value of a shot to every player that made any action in the attack that led to the shot. A general-purpose metric for attacking contribution.

BUILD UP (XGBUILDUP)

xGChain not counting the xG value of the actual shot and the xA value of the shot assist. This metric is most useful to evaluate player contribution in deeper-lying playmaking or buildup play.

CROSS

A ball played from a flank of the pitch aimed to find a teammate in the area in front of the goal.

TOUCH IN PENALTY AREA

Any action that happens in the opponent penalty area.

FORWARD / BACK / LATERAL PASS

Passes are quantified in quadrants of 45°. The passes to the side of the field with the length more than 12 meters are considered lateral.

LONG PASS

A targeted or untargeted pass, longer than 45 meters for a ground pass or typically longer than 25 meters for high pass.

THROUGH PASS

Direct pass in the empty space behind the defensive line or between two or more defenders, trying to put the attacking player alone against the goalkeeper.

KEY PASS

An important intended pass that creates a clear opportunity for scoring a goal, which is then missed by the assisted player. The key pass means the player who made it is the main creator of the clear goal situation.

SECOND / THIRD ASSIST

A second assist is a pass that immediately leads to an assist. A third assist is a pass that leads to a second assist. Not every assist is guaranteed to have second/third assists to it.

PROGRESSIVE RUN

A run is considered progressive if the distance before the starting point and the last touch of the player is:

- 30 meters, if starting and finishing points there are in own half
- 15 meters, if starting and finishing points there are in other halves
- 10 meters, if starting and finishing points there are in opponent half

PROGRESSIVE PASS

A pass that moves the ball considerably forward. The minimal requirement for a progressive path progression towards opponent goal is:

- 30 meters, if starting and finishing points there are in own half
- 15 meters, if starting and finishing points there are in other halves
- 10 meters, if starting and finishing points there are in opponent half

DEEP COMPLETION

A pass (excluding crosses) that was received in a 20-meter radius from the opponent goal line.

CARRY

A continuous ball control by one player.

OFF THE BALL MOVEMENT

A significant movement without the ball in an empty space.

DEFENSIVE DUEL

A duel that happened when opponent team was in the possession of the ball.

OFFENSIVE DUEL

A duel that happened when the player was in the possession of the ball.

DRIBBLE

An attempt to dribble past the opposite player. The player that has the possession of the ball is using his technique, vision, feints and false moves to pass the opposite player or to find a free zone for the next action.

LOSS

Any action that ends a possession of the current team.

DANGEROUS LOSS

A loss on own half that leads to a shot by the opponent within 20 seconds.

RECOVERY

Any action that ends a possession of the opposition team (the last action of this possession is a loss) and starts a possession for current team.

TRANSITION

Active change in the possession of the ball. Depending on what third of field it took place in, it's divided into Low, Medium and High.

ATTACK

A possession that includes at least one action in opponent's final third.

POSITIONAL ATTACK

Any open play (i.e., not from a set piece) attack that is not considered a counterattack.

COUNTERATTACK

An attack that includes a quick transition, attempting to get advantage of the opponent being out of positions.

ZONE 14

A piece of final third in front of penalty area. This area is most favourable to produce dangerous attacks.