



Trent Sainsbury
Al Wakrah

Age
30
05.01.1992

Strong foot

Right

Birth country

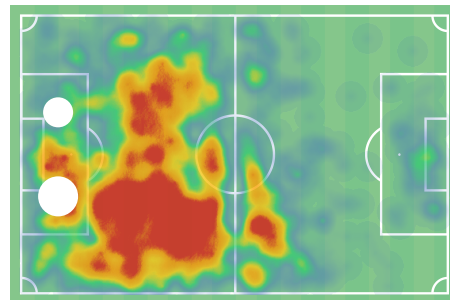
Australia

Height
183
cm

Passport country

Australia, England

Weight
76
kg



CAREER OVERVIEW

2022/2023

	Team	Minutes played	Appearances / Starting lineup	Yellow / Red cards
Qatar Stars League	Al Wakrah	695	7 / 7	2 / 0
QSL Cup	Al Wakrah	90	1 / 1	0 / 0

2022 Qatar

WC Qualification Asia	Australia	1334	14 / 14	0 / 0
-----------------------	-----------	------	---------	-------

2021/2022

First Division A	Kortrijk	2676	28 / 28	7 / 0
Cup	Kortrijk	90	1 / 1	0 / 0

2020/2021

First Division A	Kortrijk	1413	17 / 15	5 / 0
Cup	Kortrijk	131	2 / 1	0 / 0

2019/2020

Ligat ha'Al	Maccabi Haifa	2783	31 / 29	5 / 0
State Cup	Maccabi Haifa	210	2 / 2	0 / 0
Eredivisie	PSV	93	1 / 1	0 / 0







2019 UAE

Asian Cup	Australia	417	4 / 4	2 / 0
-----------	-----------	-----	-------	-------



2018/2019

	Team	Minutes played	Appearances / Starting lineup	Yellow / Red cards
 Eredivisie	 PSV	256	5 / 2	1 / 0
 KNVB Beker	 PSV	190	2 / 2	0 / 0
 UEFA Champions League	 PSV	114	1	0 / 0



2018 Russia

 WC Qualification Asia	 Australia	1375	14 / 14	1 / 0
 World Cup	 Australia	287	3 / 3	0 / 0
 WC Qualification Intercontinental Play-offs	 Australia	180	2 / 2	2 / 0

2017

 CSL	 Jiangsu Suning	475	5 / 5	0 / 0
---	--	-----	-------	-------

2017/2018

 Super League	 Grasshopper	738	9 / 8	4 / 0
--	---	-----	-------	-------

2017 Russia

 Confederations Cup	 Australia	265	3 / 3	1 / 0
--	---	-----	-------	-------

2016

 CSL	 Jiangsu Suning	2462	29 / 25	6 / 0
 AFC Champions League	 Jiangsu Suning	576	6 / 6	0 / 0
 FA Cup	 Jiangsu Suning	90	1 / 1	0 / 0
 Super Cup	 Jiangsu Suning	90	1 / 1	0 / 0

2016/2017

 Serie A	 Internazionale	22	1	1 / 0
---	--	----	---	-------

2015/2016

 Eredivisie	 PEC Zwolle	701	9 / 8	5 / 0
--	--	-----	-------	-------



2015 Australia

 Asian Cup	 Australia	609	6 / 6	0 / 0
---	---	-----	-------	-------





2014/2015

	Team	Minutes played	Appearances / Starting lineup	Yellow / Red cards
 Eredivisie	 PEC Zwolle	1223	18 / 15	0 / 1
 UEFA Europa League	 PEC Zwolle	180	2 / 2	1 / 0
 KNVB Beker	 PEC Zwolle	160	3 / 2	0 / 0
 Super Cup	 PEC Zwolle	90	1 / 1	0 / 0


2013

 AFC Champions League	 Central Coast Mariners	630	7 / 7	1 / 0
--	--	-----	-------	-------



2013/2014

 A-League	 Central Coast Mariners	1415	16 / 16	2 / 0
 Eredivisie	 PEC Zwolle	72	1 / 1	0 / 0



2012

 AFC Champions League	 Central Coast Mariners	134	2 / 1	0 / 0
--	--	-----	-------	-------

2012/2013

 A-League	 Central Coast Mariners	2334	26 / 26	6 / 0
--	--	------	---------	-------



2011/2012

 A-League	 Central Coast Mariners	284	9 / 3	3 / 1
--	--	-----	-------	-------

2011 Colombia

 U20 World Cup	 Australia U20	226	3 / 3	1 / 0
---	---	-----	-------	-------

2010/2011

 A-League	 Central Coast Mariners	569	9 / 7	0 / 0
--	--	-----	-------	-------



Recoveries

↓ Avg. per 90

1	T. Sainsbury	Al Wakrah	13.99
2	S. Khalilzadeh	Al Ahli	13.68
3	Lucas Mendes	Al Wakrah	13.21
4	B. Benoun	Qatar SC	12.86
5	A. Azzi	Al Markhiya	12.09
6	M. Nani	Al Shamal	11.58
7	S. Vittor	Al Saliya	11.41
8	Ahmed Yasser	Al Rayyan	11.03

Defensive duels

↓ Avg. per 90 Success, %

1	Mohamed Al Mannai	Al Sadd	11.14	69.23
6	Mohammed Al Naimi	Al Duhail	7.71	88.89
7	M. Nani	Al Shamal	7.67	72.88
8	Ismail Dahqani	Umm Salal	7.67	63.79
9	T. Sainsbury	Al Wakrah	7.51	56.9
10	Ibrahim Majid	Qatar SC	7.38	75
11	A. Bakri Al-Ameen	Al Sadd	7.24	42.86
12	Rami Fayez	Al Saliya	6.88	55.56

Offensive duels

↓ Avg. per 90 Success, %

1	Ahmed Yasser	Al Rayyan	7.5	47.06
16	Khalid Mahmoudi	Qatar SC	1.39	66.67
17	Yousef Aymen	Al Duhail	1.31	50
18	S. Vittor	Al Saliya	1.31	40
19	T. Sainsbury	Al Wakrah	1.29	90
20	Ibrahim Majid	Qatar SC	1.29	71.43
21	H. Kanani	Al Ahli	1.28	30
22	Mohamed Al Rabiei	Qatar SC	1.25	80

Passes

↓ Avg. per 90 Accuracy, %

1	Jung Woo-Young	Al Sadd	59.87	92.32
6	A. Gunnarsson	Al Arabi	49.55	88.56
7	Lucas Mendes	Al Wakrah	48.17	81.72
8	Mustafa Hafeth	Al Saliya	48.16	96.72
9	T. Sainsbury	Al Wakrah	47.78	86.72
10	Marc Muniesa	Al Arabi	47.41	88.67
11	Mohammad Sayyar	Al Arabi	44.4	90.09
12	Bahaa Ellithi	Al Sadd	43.66	88.89

Counterpressing recoveries

↓ Avg. per 90

1	T. Sainsbury	Al Wakrah	7.12
2	Mohamed Al Mannai	Al Sadd	6
3	Rúben Semedo	Al Duhail	5.02
4	M. Nani	Al Shamal	4.81
5	S. Vittor	Al Saliya	4.72
6	A. Azzi	Al Markhiya	4.65
7	Ahmed Yasser	Al Rayyan	4.41
8	Ibrahim Majid	Qatar SC	4.06

Aerial duels

↓ Avg. per 90 Success, %

1	A. Azzi	Al Markhiya	5.39	68.97
6	S. Vittor	Al Saliya	4.72	72.22
7	B. Benoun	Qatar SC	4.65	50
8	I. Tukhtakhuzhaev	Al Gharafa	4.49	69.23
9	T. Sainsbury	Al Wakrah	3.63	64.29
10	Rúben Semedo	Al Duhail	3.56	70.59
11	Yousif Umar Din	Umm Salal	3.5	46.67
12	Talal Abdulla Bahzad	Al Sadd	3.42	77.78

Dribbles

↓ Avg. per 90 Success, %

1	Mohamed Al Mannai	Al Sadd	3.43	50
26	J. Benson	Al Markhiya	0.16	100
27	B. Benoun	Qatar SC	0.15	100
28	L. Landre	Al Shamal	0.13	100
29	T. Sainsbury	Al Wakrah	0.13	100
30	Jung Woo-Young	Al Sadd	0.13	0
31	Mohammed Al Naimi	Al Duhail	0	0
32	Yousif Umar Din	Umm Salal	0	0

Average pass length, m

↓ Total

1	S. Vittor	Al Saliya	26.31
15	Jung Woo-Young	Al Sadd	23.13
16	Rúben Semedo	Al Duhail	23.08
17	Yousif Umar Din	Umm Salal	22.87
18	T. Sainsbury	Al Wakrah	22.56
19	Ibrahim Majid	Qatar SC	22.4
20	Khalid Mahmoudi	Qatar SC	22.39
21	Marc Muniesa	Al Arabi	22.07



Progressive runs

↓ Avg. per 90 Avg. progression, m

1	Jung Woo-Young Al Sadd	2.43	158.95
12	H. Kanani Al Ahli	1.03	64.02
13	Mohammed Al Naimi Al Duhail	0.86	36.75
14	S. Vittor Al Saliya	0.79	73.62
15	T. Sainsbury Al Wakrah	0.78	41.06
16	Talal Abdulla Bahzad Al Sadd	0.76	25.07
17	A. Azzi Al Markhiya	0.74	44.43
18	I. Tukhtakhuzhaev Al Gharafa	0.69	57.43

Progressive passes

↓ Avg. per 90 Avg. progression, m

1	Mohamed Al Mannai Al Sadd	15.43	405.22
2	Lucas Mendes Al Wakrah	13.86	466.72
3	Rúben Semedo Al Duhail	12.77	416.41
4	T. Sainsbury Al Wakrah	12.56	448.33
5	Yousef Aymen Al Duhail	11.51	432.69
6	Jung Woo-Young Al Sadd	11.49	467.09
7	Ahmed Yasser Al Rayyan	10.59	364.61
8	Khalid Mahmoudi Qatar SC	10.21	285.16

Deep completions

↓ Avg. per 90

1	Rúben Semedo Al Duhail	0.84
5	Marc Muniesa Al Arabi	0.56
6	Ali Mohammad Umm Salal	0.48
7	Rami Fayez Al Saliya	0.46
8	T. Sainsbury Al Wakrah	0.39
9	Jung Woo-Young Al Sadd	0.38
10	Ibrahim Majid Qatar SC	0.37
11	A. Khafifi Umm Salal	0.36

Deep completed crosses

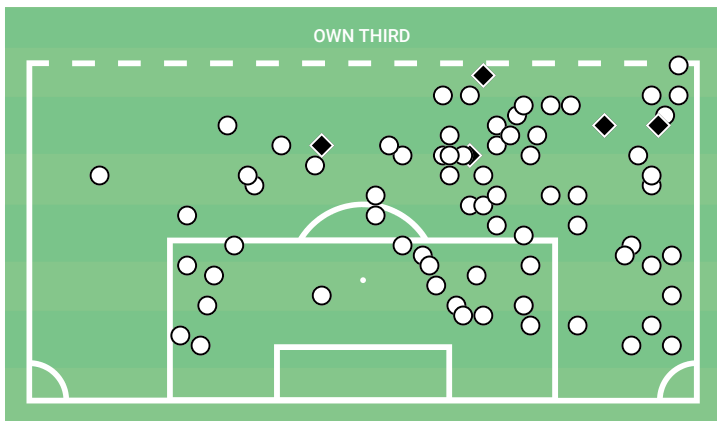
↓ Avg. per 90

1	Bahaa Ellithi Al Sadd	0.51
24	I. Tukhtakhuzhaev Al Gharafa	0
25	Almahdi Ali Al Gharafa	0
26	Saleh Al Yeri Al Markhiya	0
27	T. Sainsbury Al Wakrah	0
28	Marc Muniesa Al Arabi	0
29	A. Bakri Al-Ameen Al Sadd	0
30	Mohamed Al Mannai Al Sadd	0

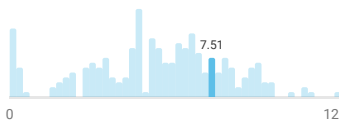


Won defensive duels in own third

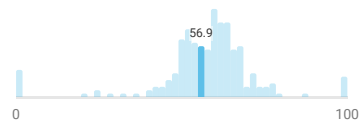
○ Defensive duel ■ Interception ◆ Sliding tackle



Defensive duels / 90



Defensive duels won, %

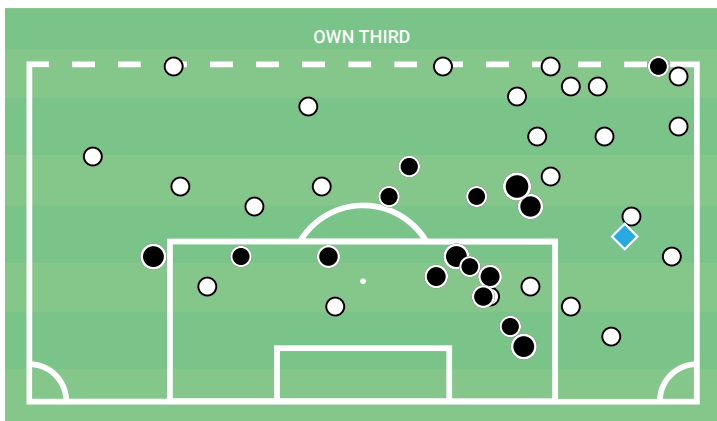


T. Sainsbury stats compared to other field players in the last year in Qatar Stars League

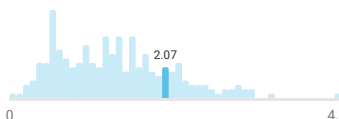
Zone	Won duels	Interceptions	Sliding tackles
Zone 14	35	0	3
Right flank	21	0	2
Penalty area	19	0	0
Left flank	1	0	0
Total	76	0	5

Lost defensive duels in own third

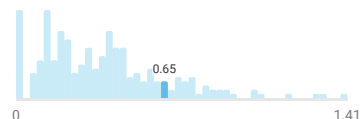
○ Duel ● With shot ◆ Goal □ Foul ■ Yellow card ■ Red card



Losses in own third / 90



Dangerous losses / 90

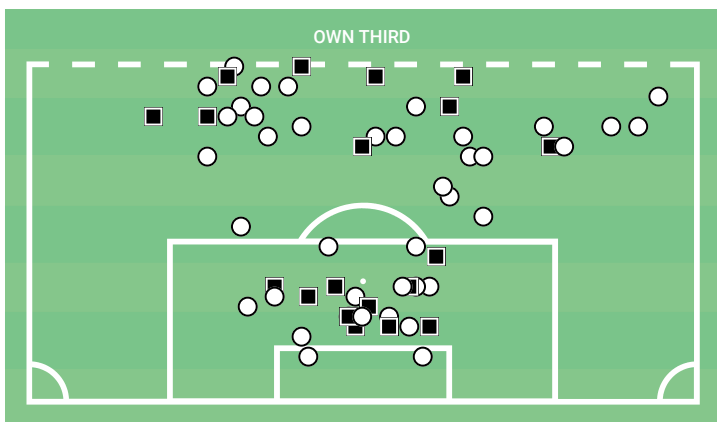


T. Sainsbury stats compared to other field players in the last year in Qatar Stars League

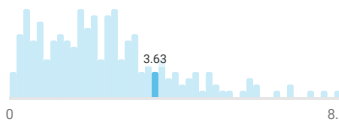
Zone	Lost duels	Shots after / on target	xG	Goals after
Zone 14	15	5 / 2	0.88	-
Penalty area	13	9 / 4	1.45	-
Right flank	11	2 / 2	0.17	1
Left flank	2	1 / 0	0.30	-
Total	41	17 / 8	2.81	1

Aerial duels in own third

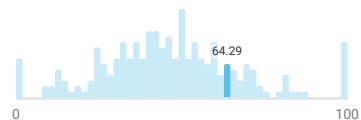
○ Won ■ Lost



Aerial duels / 90



Aerial duels won, %



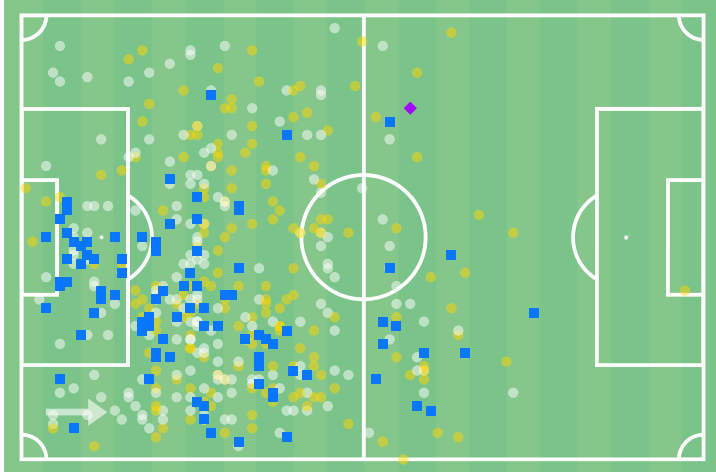
T. Sainsbury stats compared to other field players in the last year in Qatar Stars League

Zone	Duels / won
Zone 14	29 / 21 72.4%
Penalty area	25 / 15 60%
Right flank	4 / 4 100%
Left flank	1 / 0 0%
Total	59 / 40 67.8%

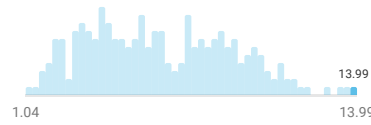


Recoveries

● Positioning ● Counterpressing ■ Interception ◆ Sliding tackle



Recoveries / 90



Counterpressing recoveries / 90

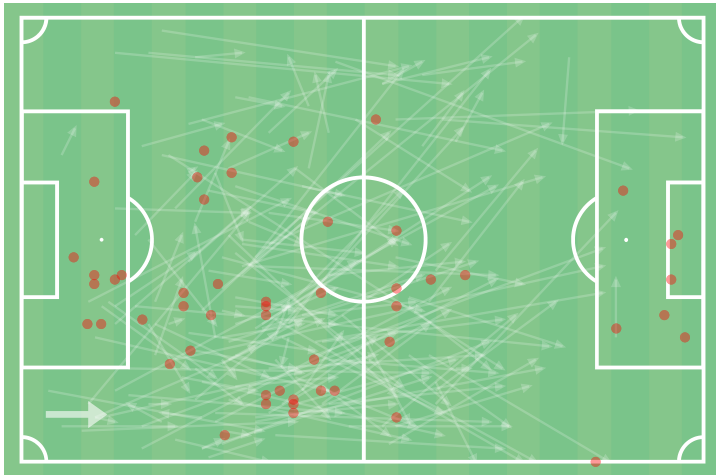


T. Sainsbury stats compared to other field players in the last year in Qatar Stars League

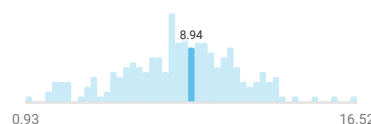
Third	Recoveries	Counterpressing	Interceptions	Sliding tackles
Own third	293	105	69	0
Central third	167	93	24	1
Final third	6	5	1	0
Total	466	203	94	1

Losses

— Inaccurate pass ● Lost duel



Losses / 90



Losses index

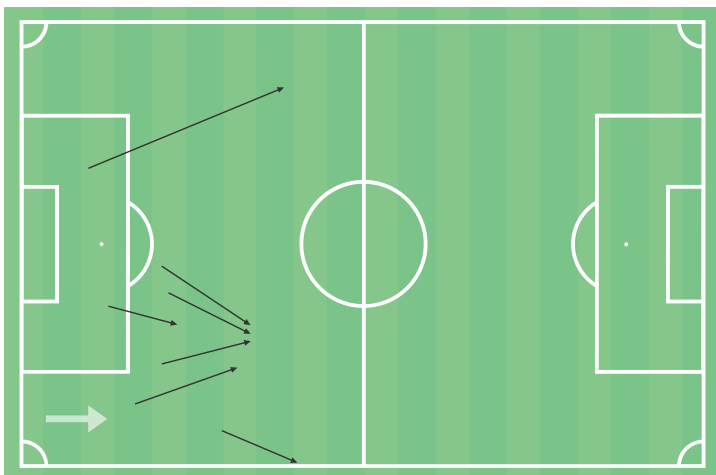


T. Sainsbury stats compared to other field players in the last year in Qatar Stars League

Third	Losses
Own third	113
Central third	92
Final third	10
Total	215

Actions in counterattacks

— Accurate pass



xGChain in counterattacks / 90



% of xGChain in counterattacks



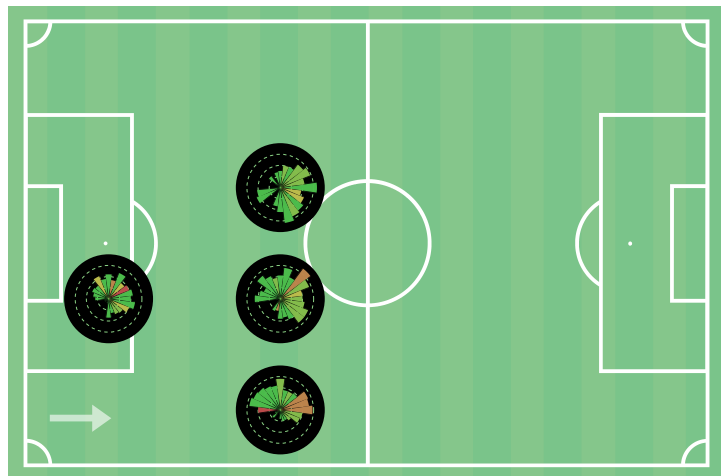
T. Sainsbury stats compared to other field players in the last year in Qatar Stars League



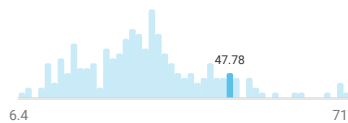
Passing in key areas

Rays show directions and average pass length for zones with more than 10% of all passes

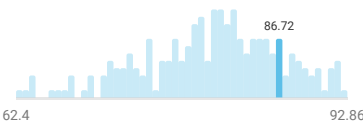
● Accuracy 0-50% ● 50-70% ● 70-80% ● 80-90% ● 90-100%



Passes / 90



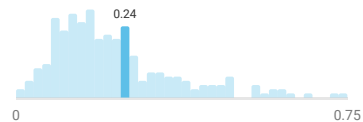
Pass accuracy, %



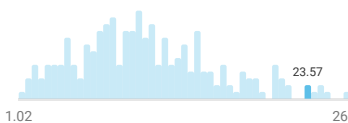
xGChain / 90



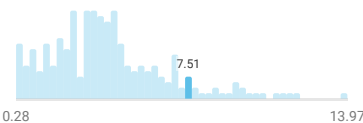
xGBuildup / 90



Forward passes / 90



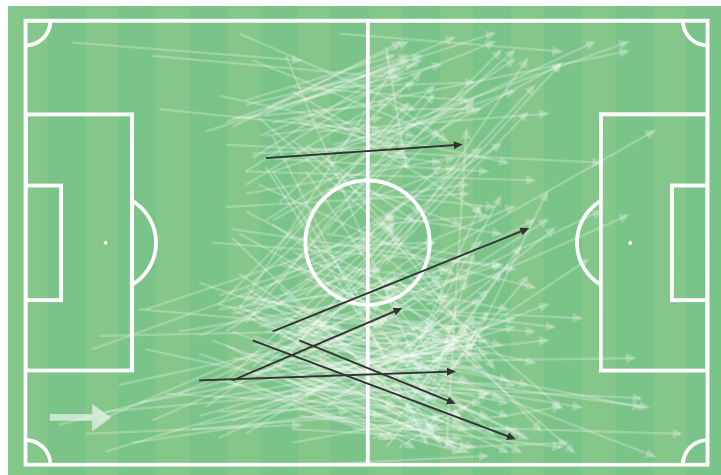
Passes to final third / 90



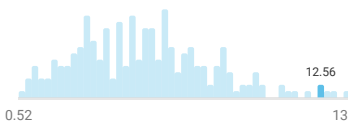
T. Sainsbury stats compared to other field players in the last year in Qatar Stars League

Ball progression

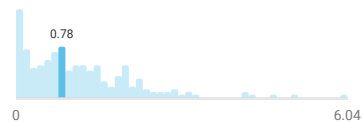
— Progressive pass — Progressive run



Progressive passes / 90



Progressive runs / 90



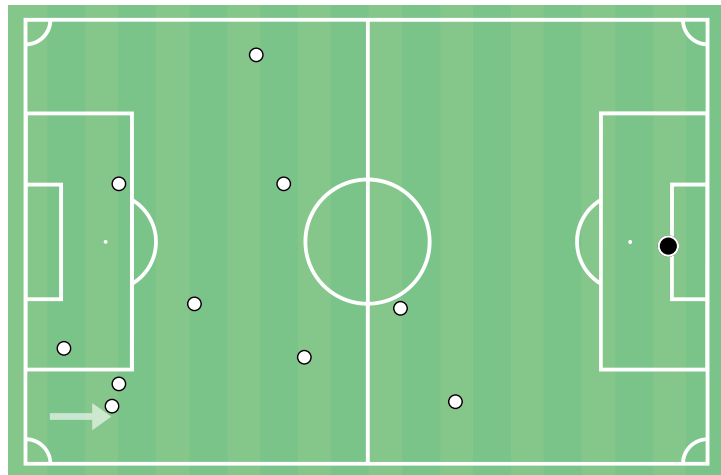
T. Sainsbury stats compared to other field players in the last year in Qatar Stars League

Distance	Prog. passes / accurate
0-20m	104 / 48 46.2%
20-30m	102 / 87 85.3%
30-40m	77 / 71 92.2%
40m+	50 / 46 92%
Total	333 / 252 75.7%

Events after prog. runs	
Loss	81%
Accurate pass	9.5%

Dribbles

○ Kept possession ● Followed by a shot



Dribbles / 90



Successful dribbles / 90



T. Sainsbury stats compared to other field players in the last year in Qatar Stars League

Opponent position	Dribbles / kept possession	Shots after / on target	xG	Goals after
CF	5 / 4 80%	-	-	-
LW	4 / 3 75%	-	-	-
CMF	2 / 1 50%	-	-	-
RW	2 / 1 50%	-	-	-
LB	2 / 1 50%	-	-	-
Total	17 / 11 64.7%	1 / 1 0.43	-	-



Match	Minutes played	Total actions / successful	Goals	Assists	Shots / on target	xG	Passes / accurate	Crosses / accurate	Dribbles / successful	Duels / won	Aerial duels / won	Yellow / Red cards
Australia - New Zealand 1:0 22.09.2022	95	84 / 60 71.4%	-	-	-	-	61 / 53 86.9%	-	-	14 / 5 35.7%	2 / 0 0%	-
Al Wakrah - Al Sadd 2:1 14.09.2022	108	76 / 55 72.4%	-	-	-	-	47 / 42 89.4%	-	-	18 / 12 66.7%	3 / 3 100%	1 / 0
Al Ahli - Al Wakrah 2:2 07.09.2022	102	73 / 64 87.7%	-	-	-	-	57 / 52 91.2%	-	-	12 / 9 75%	5 / 3 60%	-
Al Wakrah - Al Markhiya 0:0 29.08.2022	99	88 / 69 78.4%	-	-	1 / 1 100%	0.13	62 / 56 90.3%	-	-	21 / 12 57.1%	8 / 3 37.5%	-
Qatar SC - Al Wakrah 0:3 22.08.2022	97	91 / 59 64.8%	-	-	-	-	63 / 48 76.2%	-	-	20 / 11 55%	4 / 3 75%	1 / 0
Al Wakrah - Umm Salal 4:0 15.08.2022	95	90 / 65 72.2%	-	-	1 / 1 100%	0.43	53 / 48 90.6%	-	1 / 1 100%	21 / 12 57.1%	2 / 2 100%	-
Al Gharafa - Al Wakrah 1:1 10.08.2022	95	88 / 66 75%	-	-	-	-	58 / 52 89.7%	-	-	18 / 11 61.1%	4 / 3 75%	-
Al Duhail - Al Wakrah 2:4 03.08.2022	99	58 / 34 58.6%	1	-	2 / 2 100%	0.29	29 / 22 75.9%	-	-	16 / 10 62.5%	2 / 1 50%	-
Kortrijk - Anderlecht 2:3 10.04.2022	96	70 / 47 67.1%	1	-	1 / 1 100%	0.76	44 / 34 77.3%	-	-	17 / 10 58.8%	3 / 3 100%	-
Mechelen - Kortrijk 3:2 02.04.2022	96	75 / 53 70.7%	-	-	1 / 0 0%	0.15	52 / 40 76.9%	-	-	15 / 12 80%	4 / 3 75%	-
Saudi Arabia - Australia 1:0 29.03.2022	99	87 / 69 79.3%	-	-	2 / 0 0%	0.19	68 / 60 88.2%	-	-	15 / 9 60%	9 / 5 55.6%	-
Australia - Japan 0:2 24.03.2022	95	80 / 56 70%	-	-	-	-	49 / 41 83.7%	-	-	16 / 10 62.5%	5 / 3 60%	-
Kortrijk - Standard Liège 0:1 20.03.2022	97	75 / 58 77.3%	-	-	-	-	54 / 43 79.6%	-	-	17 / 13 76.5%	6 / 6 100%	-
Cercle Brugge - Kortrijk 2:0 12.03.2022	96	88 / 63 71.6%	-	-	2 / 0 0%	0.14	46 / 39 84.8%	-	1 / 1 100%	26 / 19 73.1%	7 / 5 71.4%	-
Kortrijk - Union Saint-Gilloise 2:3 05.03.2022	95	54 / 39 72.2%	-	-	1 / 0 0%	0.05	29 / 25 86.2%	-	1 / 1 100%	17 / 12 70.6%	8 / 7 87.5%	-
Genk - Kortrijk 2:0 27.02.2022	94	64 / 41 64.1%	-	-	-	-	31 / 28 90.3%	-	1 / 0 0%	25 / 12 48%	5 / 0 0%	-
Kortrijk - Zulte-Waregem 5:0 19.02.2022	94	82 / 63 76.8%	2	-	2 / 2 100%	0.62	62 / 54 87.1%	-	-	12 / 6 50%	6 / 5 83.3%	-
Beerschot-Wilrijk - Kortrijk 2:1 13.02.2022	97	95 / 79 83.2%	-	-	1 / 0 0%	0.30	72 / 67 93.1%	-	3 / 2 66.7%	16 / 10 62.5%	2 / 1 50%	1 / 0
Kortrijk - Sint-Truiden 1:3 05.02.2022	95	100 / 80 80%	-	-	-	-	77 / 65 84.4%	-	-	15 / 12 80%	8 / 6 75%	-
Oman - Australia 2:2 01.02.2022	85	106 / 86 81.1%	-	-	-	-	76 / 70 92.1%	-	-	20 / 12 60%	12 / 7 58.3%	-
Australia - Vietnam 4:0 27.01.2022	95	92 / 81 88%	-	-	-	-	76 / 73 96.1%	-	-	11 / 7 63.6%	5 / 3 60%	-
Kortrijk - Eupen 1:1 22.01.2022	95	83 / 66 79.5%	-	-	-	-	60 / 51 85%	1 / 0 0%	-	18 / 14 77.8%	4 / 4 100%	-
Gent - Kortrijk 2:2 14.01.2022	97	64 / 33 51.6%	-	-	1 / 0 0%	0.01	22 / 17 77.3%	-	2 / 1 50%	26 / 11 42.3%	4 / 1 25%	1 / 0
Anderlecht - Kortrijk 3:0 23.12.2021	91	69 / 51 73.9%	-	-	-	-	48 / 44 91.7%	-	1 / 1 100%	12 / 6 50%	1 / 1 100%	-
RFC Seraing - Kortrijk 0:2 17.12.2021	94	53 / 38 71.7%	-	-	-	-	37 / 31 83.8%	-	1 / 0 0%	10 / 7 70%	3 / 2 66.7%	-
KV Oostende - Kortrijk 0:2 14.12.2021	97	53 / 35 66%	-	-	-	-	31 / 26 83.9%	-	-	10 / 7 70%	3 / 2 66.7%	-
Kortrijk - OH Leuven 2:1 11.12.2021	102	65 / 47 72.3%	1	-	1 / 1 100%	0.03	39 / 32 82.1%	2 / 0 0%	1 / 1 100%	16 / 9 56.3%	2 / 1 50%	-
Kortrijk - Cercle Brugge 0:2 04.12.2021	98	73 / 46 63%	-	-	-	-	42 / 30 71.4%	-	-	22 / 11 50%	8 / 3 37.5%	-
Anderlecht - Kortrijk 1:1 21.11.2021	103	98 / 72 73.5%	-	-	1 / 0 0%	0.13	66 / 60 90.9%	-	-	19 / 12 63.2%	1 / 1 100%	1 / 0
China PR - Australia 1:1 16.11.2021	99	88 / 70 79.5%	-	-	-	-	64 / 57 89.1%	-	1 / 1 100%	15 / 11 73.3%	4 / 2 50%	-
Australia - Saudi Arabia 0:0 11.11.2021	95	69 / 57 82.6%	-	-	1 / 1 100%	0.21	52 / 48 92.3%	-	2 / 1 50%	11 / 7 63.6%	2 / 1 50%	-
Kortrijk - Beerschot-Wilrijk 1:1 06.11.2021	98	84 / 61 72.6%	-	-	1 / 1 100%	0.09	56 / 45 80.4%	-	3 / 2 66.7%	16 / 10 62.5%	2 / 0 0%	-
Standard Liège - Kortrijk 1:1 30.10.2021	99	57 / 40 70.2%	-	-	-	-	37 / 32 86.5%	-	-	12 / 6 50%	4 / 1 25%	-
Kortrijk - KV Oostende 1:0 23.10.2021	97	59 / 39 66.1%	-	-	-	-	28 / 23 82.1%	-	-	19 / 13 68.4%	10 / 6 60%	-
Club Brugge - Kortrijk 2:0 15.10.2021	98	66 / 45 68.2%	-	-	1 / 0 0%	0.00	43 / 36 83.7%	-	-	11 / 8 72.7%	1 / 1 100%	1 / 0
Japan - Australia 2:1 12.10.2021	95	103 / 81 78.6%	-	-	1 / 1 100%	0.06	79 / 71 89.9%	-	-	13 / 7 53.8%	3 / 2 66.7%	-
Australia - Oman 3:1 07.10.2021	97	94 / 81 86.2%	-	-	-	-	79 / 72 91.1%	-	-	12 / 7 58.3%	2 / 0 0%	-
Kortrijk - Charleroi 2:2 02.10.2021	98	79 / 61 77.2%	-	-	-	-	49 / 44 89.8%	-	-	22 / 16 72.7%	3 / 2 66.7%	-
Zulte-Waregem - Kortrijk 2:2 25.09.2021	99	100 / 74 74%	-	-	-	-	74 / 60 81.1%	-	-	17 / 12 70.6%	6 / 6 100%	-
Kortrijk - Gent 1:0 19.09.2021	99	49 / 24 49%	-	-	-	-	14 / 12 85.7%	-	-	21 / 12 57.1%	6 / 5 83.3%	-
OH Leuven - Kortrijk 2:1 12.09.2021	97	45 / 32 71.1%	-	-	-	-	26 / 22 84.6%	-	1 / 0 0%	13 / 7 53.8%	4 / 0 0%	1 / 0
Vietnam - Australia 0:1 07.09.2021	97	97 / 78 80.4%	-	-	1 / 0 0%	0.19	76 / 66 86.8%	2 / 1 50%	1 / 1 100%	11 / 8 72.7%	3 / 2 66.7%	-
Australia - China PR 3:0 02.09.2021	95	114 / 95 83.3%	-	-	1 / 0 0%	0.10	90 / 84 93.3%	-	-	17 / 11 64.7%	1 / 1 100%	-
Kortrijk - Mechelen 2:2 27.08.2021	101	79 / 50 63.3%	-	-	-	-	45 / 32 71.1%	-	1 / 1 100%	21 / 15 71.4%	9 / 6 66.7%	-
Sint-Truiden - Kortrijk 0:2 21.08.2021	101	57 / 29 50.9%	-	-	-	-	23 / 16 69.6%	-	-	15 / 9 60%	5 / 2 40%	1 / 0
Union Saint-Gilloise - Kortrijk 2:0 14.08.2021	46	35 / 20 57.1%	-	-	-	-	21 / 17 81%	-	-	7 / 2 28.6%	2 / 1 50%	1 / 0
Kortrijk - Genk 1:2 07.08.2021	97	48 / 28 58.3%	-	-	-	-	22 / 16 72.7%	-	1 / 1 100%	17 / 10 58.8%	3 / 1 33.3%	-
Club Brugge - Kortrijk 0:1 03.07.2021	93	74 / 49 66.2%	-	-	-	-	48 / 37 77.1%	-	-	17 / 10 58.8%	3 / 1 33.3%	-
Australia - Jordan 1:0 15.06.2021	99	73 / 57 78.1%	-	-	1 / 0 0%	0.14	51 / 45 88.2%	-	1 / 1 100%	14 / 9 64.3%	5 / 4 80%	-
Australia - Chinese Taipei 5:1 07.06.2021	94	94 / 76 80.9%	1	-	2 / 2 100%	0.13	69 / 65 94.2%	-	-	17 / 9 52.9%	10 / 6 60%	-

XG (EXPECTED GOALS)

A metric that assigns to every shot a probability (based on historical stats) of how likely it is to score from the position, type of assist, preceding events etc. A modern metric that allows to study the results of the matches with more stress on predictability of moments creation and less on pure luck.

XA (EXPECTED ASSISTS)

xA value for a pass is a value of expected goals (xG) or the shot that this pass led to.

ATTACK CONTRIBUTION (XGCHAIN)

A metric that assigns the xG value of a shot to every player that made any action in the attack that led to the shot. A general-purpose metric for attacking contribution.

BUILD UP (XGBUILDUP)

xGChain not counting the xG value of the actual shot and the xA value of the shot assist. This metric is most useful to evaluate player contribution in deeper-lying playmaking or buildup play.

CROSS

A ball played from a flank of the pitch aimed to find a teammate in the area in front of the goal.

TOUCH IN PENALTY AREA

Any action that happens in the opponent penalty area.

FORWARD / BACK / LATERAL PASS

Passes are quantified in quadrants of 45°. The passes to the side of the field with the length more than 12 meters are considered lateral.

LONG PASS

A targeted or untargeted pass, longer than 45 meters for a ground pass or typically longer than 25 meters for high pass.

THROUGH PASS

Direct pass in the empty space behind the defensive line or between two or more defenders, trying to put the attacking player alone against the goalkeeper.

KEY PASS

An important intended pass that creates a clear opportunity for scoring a goal, which is then missed by the assisted player. The key pass means the player who made it is the main creator of the clear goal situation.

SECOND / THIRD ASSIST

A second assist is a pass that immediately leads to an assist. A third assist is a pass that leads to a second assist. Not every assist is guaranteed to have second/third assists to it.

PROGRESSIVE RUN

A run is considered progressive if the distance before the starting point and the last touch of the player is:

- 30 meters, if starting and finishing points there are in own half
- 15 meters, if starting and finishing points there are in other halves
- 10 meters, if starting and finishing points there are in opponent half

PROGRESSIVE PASS

A pass that moves the ball considerably forward. The minimal requirement for a progressive path progression towards opponent goal is:

- 30 meters, if starting and finishing points there are in own half
- 15 meters, if starting and finishing points there are in other halves
- 10 meters, if starting and finishing points there are in opponent half

DEEP COMPLETION

A pass (excluding crosses) that was received in a 20-meter radius from the opponent goal line.

CARRY

A continuous ball control by one player.

OFF THE BALL MOVEMENT

A significant movement without the ball in an empty space.

DEFENSIVE DUEL

A duel that happened when opponent team was in the possession of the ball.

OFFENSIVE DUEL

A duel that happened when the player was in the possession of the ball.

DRIBBLE

An attempt to dribble past the opposite player. The player that has the possession of the ball is using his technique, vision, feints and false moves to pass the opposite player or to find a free zone for the next action.

LOSS

Any action that ends a possession of the current team.

DANGEROUS LOSS

A loss on own half that leads to a shot by the opponent within 20 seconds.

RECOVERY

Any action that ends a possession of the opposition team (the last action of this possession is a loss) and starts a possession for current team.

TRANSITION

Active change in the possession of the ball. Depending on what third of field it took place in, it's divided into Low, Medium and High.

ATTACK

A possession that includes at least one action in opponent's final third.

POSITIONAL ATTACK

Any open play (i.e., not from a set piece) attack that is not considered a counterattack.

COUNTERATTACK

An attack that includes a quick transition, attempting to get advantage of the opponent being out of positions.

ZONE 14

A piece of final third in front of penalty area. This area is most favourable to produce dangerous attacks.